



## Supplementary Material

Presented herein are the ninety images used in the evaluation of papyri legibility enhancement experiment. The methods are described in the article, Sections 4 Methods and 5.1 Algorithms.


TSVP →




original




stretchlim




histeq




adapthisteq




locallapfilt




retinex




lsv



vividness



neglsv




negvividness


SM  
—  
2

**columbia.apis.p367.f.0.600**

Credit of original papyrus reproduction:  
Columbia University Library, CC BY-  
NC 3.0



original




stretchlim




histeq




adapthisteq



locallapfilt




retinex




lsv




vividness




neglsv




negvividness




original




stretchlim




histeq




adapthisteq




locallapfilt




retinex




lsv



vividness



neglsv



negvividness

P.CtYBR inv. 69

Credit of original papyrus reproduction:  
Yale University Library, Public Domain  
Mark 1.0



original




stretchlim



histeq




adapthisteq



locallapfilt




retinex




lsv




vividness




neglsv




negvividness




original




stretchlim




histeq




adapthisteq




locallapfilt




retinex




lsv



vividness



neglsv




negvividness

**P.Mich.inv.2755**


Credit of original papyrus reproduction:  
University of Michigan Library, Public  
Domain Mark 1.0




original




stretchlim




histeq



adapthisteq



locallapflt




retinex



lsv



vividness




neglsv




negvividness

**P.Oxy.XXII 2309**

Credit of original papyrus reproduction:  
Courtesy of The Egypt Exploration Society and the University of Oxford Imaging Papyri Project




original




stretchlim




histeq



adapthisteq




locallapfilt




retinex




lsv



vividness



neglsv




negvividness

### PSIX 1274 r

Credit of original papyrus reproduction: Istituto Papirologico Vitelli, by permission






original




stretchlim



histeq




adaphthesteq



locallapfilt




retinex




lsv



vividness




neglsv




negvividness

### PSI XIII 1298 (15a) r 1

Credit of original papyrus reproduction: Istituto Papirologico Vitelli, by permission




original




stretchlim



histeq




adapthisteq




locallapfilt




retinex




lsv



vividness



neglsv



negvividness

**PSIX 1376 r**

Credit of original papyrus reproduction: Istituto Papirologico Vitelli, by permission