

## Appendix 1

Cross analysis figures for IGL effects. The following figures are derived from the post questionnaire of the parents. Data is considered after removing outliers.

Social Issues Conversation by Child's Behavior

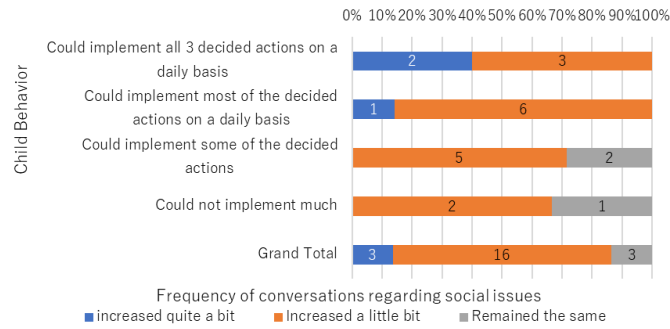


Figure 1. Cross analysis of child' behavior and frequency of social issues-based conversation (n=20)

Social Issues Conversation by Parents' Behavior

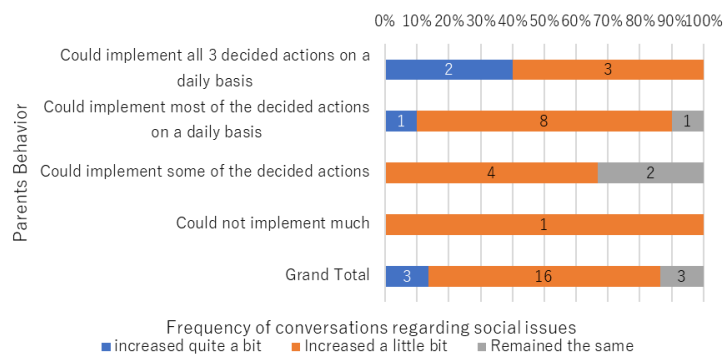


Figure 2. Cross analysis of parents' behavior and frequency of social issues-based conversation (n=20)

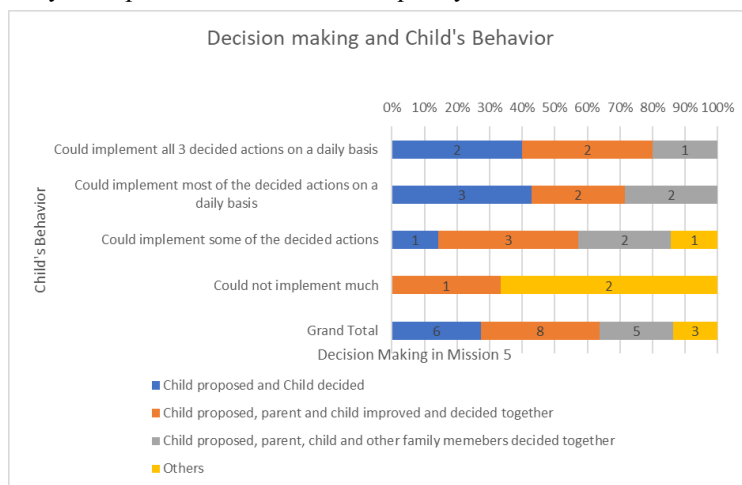


Figure 3. Child's behavior and decision making (n=20)