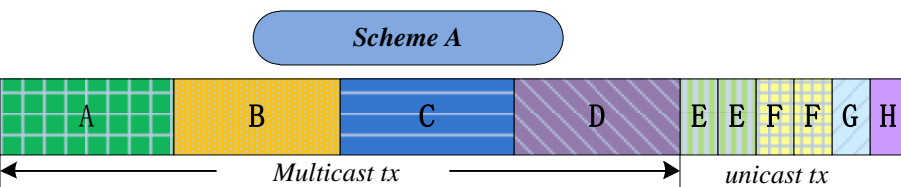
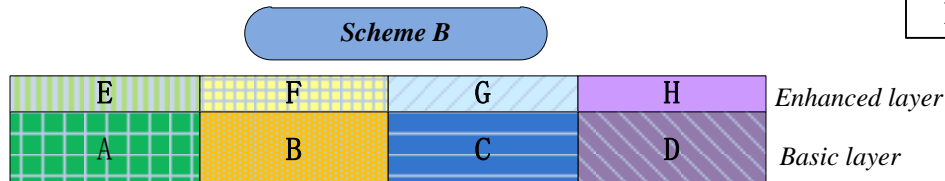
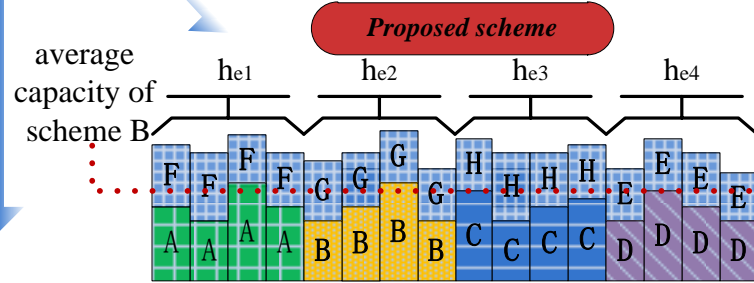


Statistic table of traffics

	U1	U2	U3	U4	U5	U6	U7
hot traffic	A	A	A	A	A	A	A
	B	B	B	B	B		
	C	C	C			C	
			D	D	D		D
non-hot traffic		E	E				
	F			F			
						G	
							H

The threshold of dividing hot and non-hot traffics is set 4



TDM transmission